

The logo features the letters 'XCS' in a bold, orange, sans-serif font. The 'X' and 'C' are connected, and the 'S' is a thick, curved stroke. Below 'XCS' is the word 'Excess' in a white, cursive script font. The background is black with several thin, white, curved lines that create a sense of motion and depth.

XCS
Excess





SEEK SENSATIONS

At Excess, **breaking new ground** isn't revolutionary. It's simply what we do. Unique cruising catamarans with a **dynamic design and our disruptive attitude** set us apart.

This is how we offer **the thrill of sailing without sacrificing comfort**. Thereby, we are your gateway for exciting activities on, in, and around the sea.

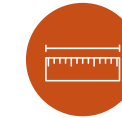
Created for sailors looking for their next adventure.





Excess 11

Excess 11



Overall Length	11,42 m / 37'6"
Hull Length	11,33 m / 37'2"
Beam	6,59 m / 21'7"
Mast clearance (std/pulse)	17.27 m 56'7" / 18.26 m 59'1"
Draft	1,15 m / 3'9"
Light displacement	9 T / 19,845 lbs
EC certification	A: 8 - B: 12 - C: 16 - D: 20



Square top mainsail	55 m² / 592 sq.ft
Self-tacking jib	22 m² / 237 sq.ft
Code 0 (option)	54 m² / 581 sq.ft
Upwind sail area	77 m² / 829 sq.ft

PULSE LINE

The choice for bold sailors
Seeking sensations

Upwind sail area **82 m² / 882 sq.ft**

The Excess 11 has benefited from the experience of her elders: she is a lively sailing catamaran which does not sacrifice the comfort and volume attributes needed for enjoyable cruising.

This is the synthesis of the Excess spirit: a beautiful, simple, light and comfortable boat!

Available in 3 and 4 cabins versions.



NAVAL ARCHITECT
VPLP design



INTERIOR DESIGNER
Nauta Design



2 x 200 L
2 x 53 US gal



2x29 HP



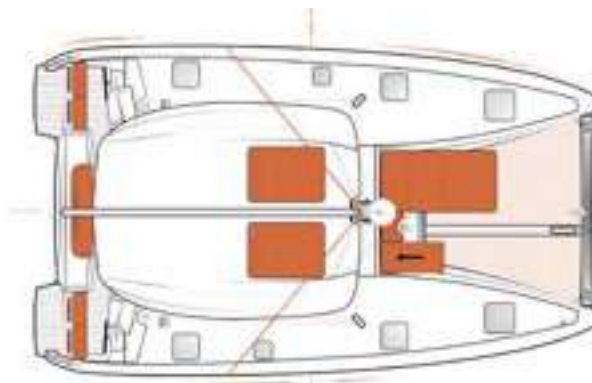
300 L + 300 L (opt)
79 US gal + 79 US gal (opt)



2 x 80 L
2 x 21 US gal



6 to 12









Excess 12

Excess 12



PULSE LINE

The choice for bold sailors
Seeking sensations

Upwind sail area **88,5 m² / 936 sq.ft**



Overall Length	11,80 m / 38'9"
Hull Length	11,74 m / 38'6"
Beam	6,73 m / 22'1"
Mast clearance (std/pulse)	18,27 m 59'11" / 20,33 m 66'8"
Draft	1,35 m / 4'5"
Light displacement	10,13 T / 22,337 lbs
EC certification	A : 10 - B : 12 - C : 16 - D : 20



Square top mainsail	50 m² / 538 sq.ft
Self-tacking jib	32 m² / 344 sq.ft
Code 0 (option)	67 m² / 721 sq.ft
Upwind sail area	82 m² / 882 sq.ft

Thanks to her unique and distinctive lines, let yourself be carried away by her dynamic look.

Visibility from the helm station position, the precise feel of the steering, the opening roof... Everything has been done to ensure that you fully enjoy the experience on board.

Available in 3 and 4 cabins versions.



NAVAL ARCHITECT
VPLP design



INTERIOR DESIGNER
Nauta Design



2 x 200 L
2 x 53 US gal



2 x 29 HP
2 x 45 HP



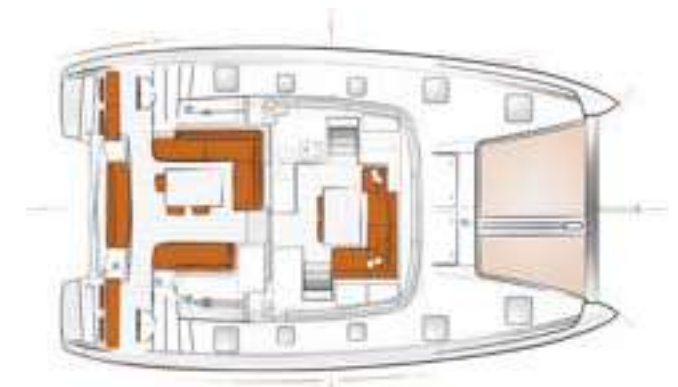
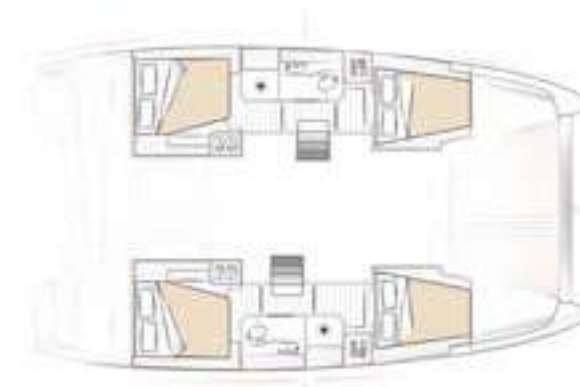
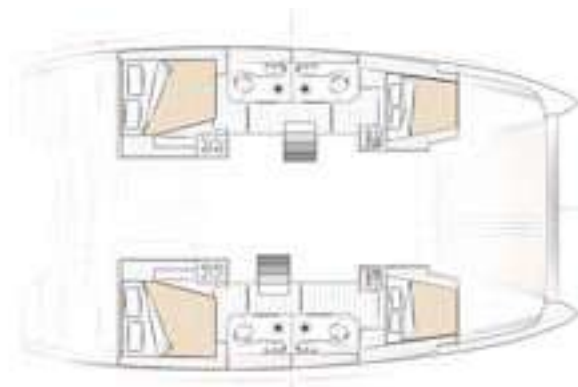
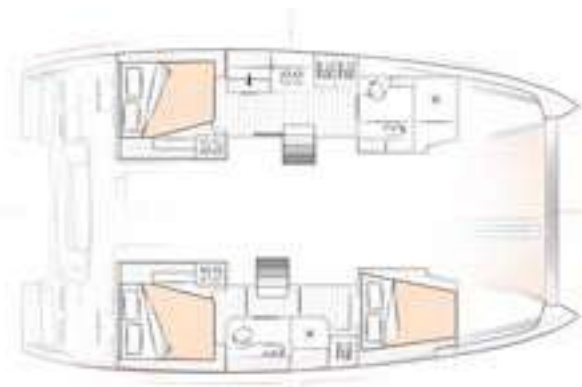
300 L | 79 US gal (std) +
300 L | 79 US gal (opti)



160 to 320 L
42 to 85 US gal
According to layout



6 to 12









Excess 14



Overall Length	13.97 to 15.99 m / 45'9" to 52'5"
Hull Length	13.34 m / 43'9"
Beam	7.87 m / 25'9"
Mast clearance (std/pulse)	19.78 m 64'11" / 21.54 m 70'8"
Draft	1.48 m / 4'10"
Light displacement	12,8T / 28,219 Lbs
EC certification	A : 10 - B : 12 - C : 16 - D : 20



PULSE LINE

The choice for bold sailors
Seeking sensations

Upwind sail area **135 m²** / 1,453 sq.ft

Square top mainsail	83 m² / 893 sq.ft
Overlapping genoa	40 m² / 430 sq.ft
Code 0 (option)	72 m² / 775 sq.ft
Upwind sail area	123 m² / 1,323 sq.ft

The Excess 14 is the pure incarnation of the Excess DNA. She is the result of a dedicated design work and an industrial execution unique to the brand. She is a cruising yacht both fun and playful, with sleek lines.

Thanks to her innovative naval architecture, with unique asymmetrical hull shapes, refined keels and lightweight materials, combined with a generous sail plan and a versatile layout, the Excess 14 is truly one of her kind!

Available in 3 and 4 cabins versions.



NAVAL ARCHITECT
VPLP design



INTERIOR DESIGNER
Nauta Design



2 x 200 L
2 x 53 US gal



2 x 45 HP
2 x 57 HP (opt)



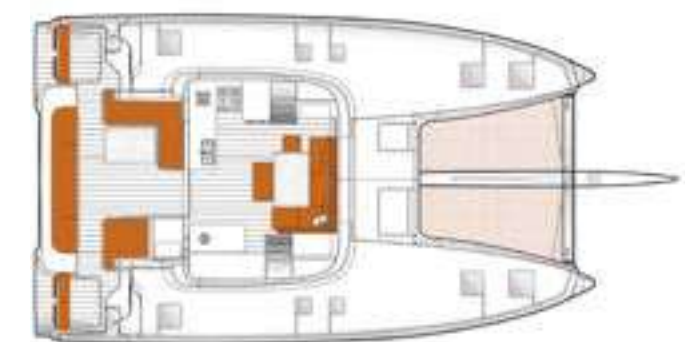
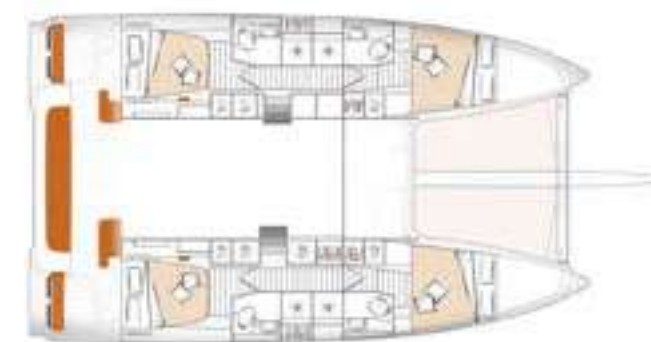
300 L (std) + 300 L (opt)
79 + 79 US gal (opt)



2 x 80 L
2 x 21 US gal



6 to 12









Excess 15

Excess 15



Overall Length	14,84 m / 48'8"
Hull Length	14,76 m / 48'5"
Beam	8,03 / 26'4"
Mast clearence (std/pulse)	26,5 m 86'11" / 27.9 m 91'6"
Draft	1,40 m / 4'7"
Light displacement	19.056 T / 42,011 lbs
EC certification	A : 12 - B : 14 - C : 20 - D : 30



PULSE LINE

The choice for bold sailors
Seeking sensations

Upwind sail area **165 m² / 1,175 sq.ft**

Square top mainsail	99 m² / 1065 sq.ft
Self-tacking jib	55 m² / 592 sq.ft
Code 0 (option)	117 m² / 1259 sq.ft
Upwind sail area	154 m² / 1657 sq.ft

Designed for all those who dream of a cruising catamaran which offers real sailing sensations.

Aboard the Excess 15 you will experience a lot of emotions: aesthetic and sporting. Her contemporary interior, very bright, open to the outside and her latest-generation rig promise beautiful sailing and true cruising pleasure.

Available from 3 to 6 cabins, to meet the needs of the most demanding owner and largest families.



NAVAL ARCHITECT
VPLP design



INTERIOR DESIGNER
Nauta Design



2 x 520 L
2 x 137 US gal



2 x 57 HP
2 x 80 HP



2 x 240 L &
2 x 175 L (opt)
2 x 63 & 2 x 46
US gal (opt)



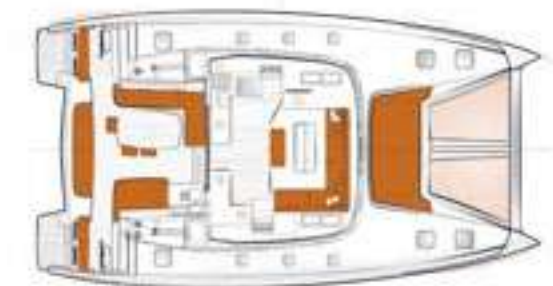
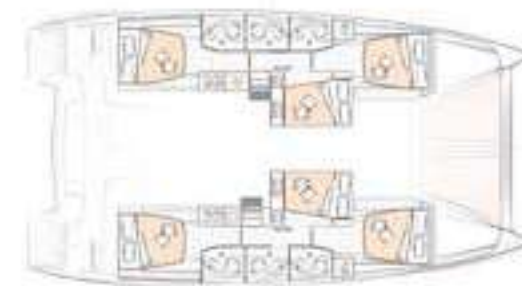
2 x 120 L (opt)
2 x 32 US gal (opt)



2 x 120 L &
2 x 120 L (opt)
2 x 32 & 2 x 32
US gal (opt)



6 to 14









MEET THE TRIBE

We are young at heart: we enjoy taking new ideas on board or even pioneer new concepts in sailing. And we don't want to do this alone! Excess is a community of Owners, Dealers, Partners, enthusiasts, experts and all together we are the Excess tribe.

We collaborate, we exchange, we share, we question each other, we don't have all the answers but we build together the catamaran world that we dream of.

Welcome to the Excess tribe !



TO FOLLOW



**SAILING
BOMBARDA**



**SAIL
TAHITI**





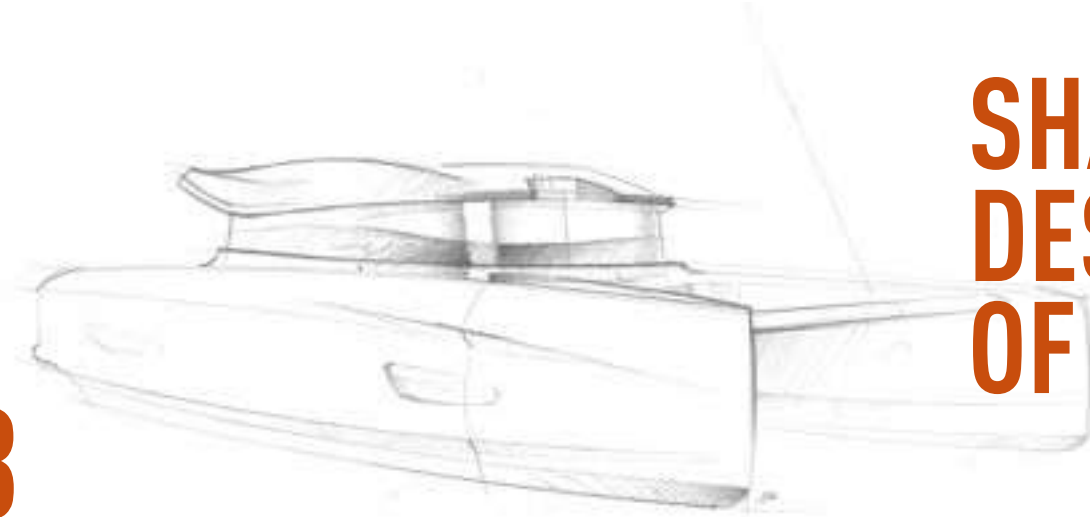
JOIN THE EXCESS LAB

The Excess Lab gives you the opportunity to join our Design Team, to interact with our specialists and naval architects. You will discover the features we are currently working-on and will be invited to join in the decision making process when selecting the options we will feature on our next Excess catamarans.


The Excess Lab also allows you to post your suggestions and to share the topics you would like our Team to investigate or develop.

"We are convinced that connecting you, sailors, with our professional team will be an enriching experience for all. It will be bring us a lot, no doubt. We certainly hope that you will love and appreciate this sharing of ideas as well!"

Thibaut de Montvalon, Excess Director



SHARE YOUR IDEAS. DESIGN THE CATAMARANS OF TOMORROW.





LESS IS MORE

In accordance with our DNA, at Excess we believe that the best way to be on the water, for us and our planet, is under sail! That's exactly why we want to design cruising catamarans with larger sail plans and reduced weight, capable of sailing under all conditions.

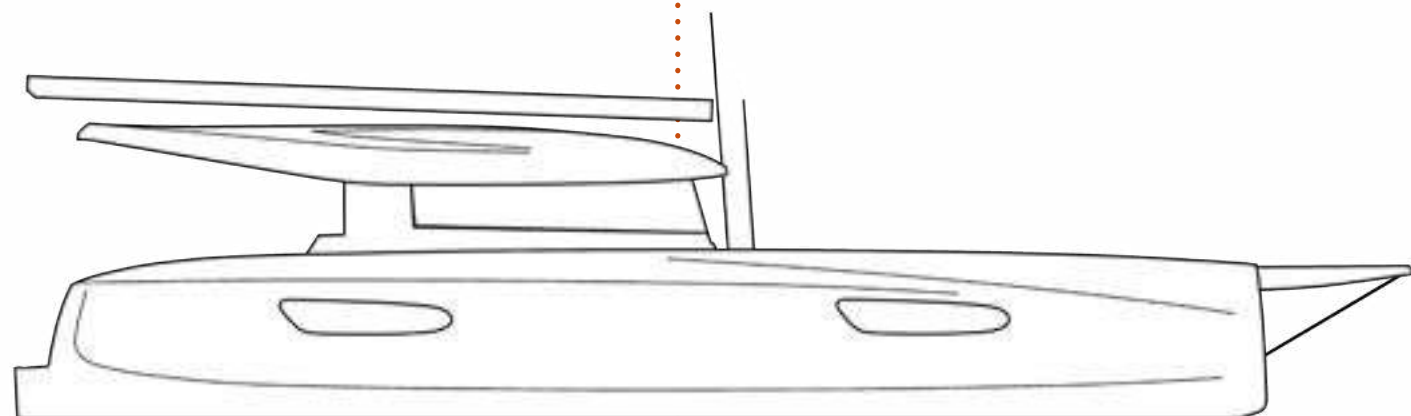
We look for simple and smart solutions in order to offer the necessary comfort and functions on board, while reducing our environmental impact.

LESS MORE

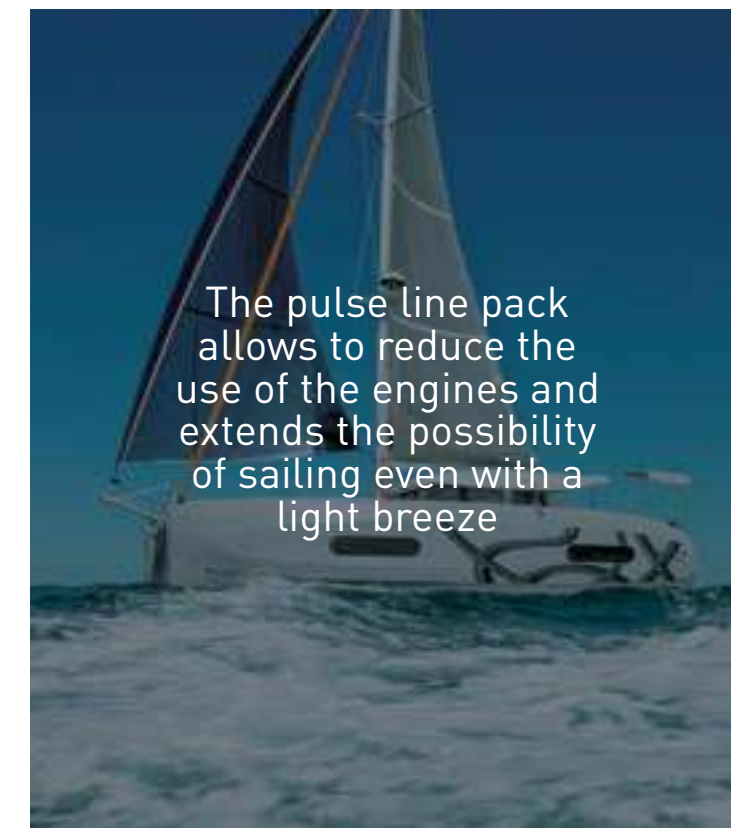
**MATERIALS
CONSUMPTION
ENERGY
WASTE**

**TRANSFORMATION
RESSOURCE COLLECTION**

**SUSTAINABILITY
RELIABILITY
SOBRIETY**



On the Excess 14, our primary coring material is PET foam, which is made from 100% recycled bottles



The pulse line pack allows to reduce the use of the engines and extends the possibility of sailing even with a light breeze



In 2021, we launched our first Excess prototype with an electric propulsion: the Excess 15 «E'Lab»



In 2023, 38% of the resin used to build our catamarans will be bio sourced



We are progressively introducing natural fibers, such as hemp, in the built process of our boats. In 2023, Groupe Beneteau will mould over 30,000 GRP parts using bio-sourced resins with natural core materials

The logo features the letters 'XCS' in a bold, orange, sans-serif font. Below it, the word 'Excess' is written in a white, cursive script font. The background is black with several thin, white, curved lines that create a sense of motion and depth.

XCS
Excess

2022 - 2023